



GTL | GUARANTEE
TRUST
LIFE

GTL Agent-Client **SIGNATURE GUIDE**

How to Easily Capture Your Client's Signature with GTL's Various Agent Portal/Web Browser Options and When to Use Them:

DIGITAL SIGNATURE: Available on the Agent Portal and e-App.

During in-person client meetings, clients can provide their signature using their finger or stylus via the touchpad, PC's touchscreen, or by utilizing the PC or laptop's mouse to 'write' the signature.

TEXT-TO-SIGN: Available via Agent Portal web browser only.

Use the Text-to-Sign option when the client is not present at the time of sale. A text message with a secure link will be sent to the client's smart phone to capture their signature in real time which allows you to proceed with the rest of the application.

VOICE VERIFICATION CALL: Available via Agent Portal web browser only.

Use the Verification Call option when the client is not present at the time of sale and does not have a smart phone. Type in your client(s) name into the signature box on the Agent Portal Authorization screen and submit the application. Then have your client call GTL's toll-free Voice Verification number to complete a 3 minute phone call to verify their personal information.

*These signature options are available for all
GTL products except Turbo Term.*

GTL'S DIGITAL SIGNATURE

You will be provided the digital signature option on the [Authorization page](#) during the application process.

Click the blue underlined text link where your client can sign, shown in the pop-up window.

Please note: once your client signs using the digital signature feature and you hit "save and continue", **you cannot switch to Text-to-Sign or Voice Verification.**

Only full, legal signatures will be accepted. No scribbles, lines, initials, etc will be accepted and will delay it's processing and your commissions.

The screenshot displays the GTL digital signature application process on a computer monitor. The main window shows the 'Authorization' page with a pop-up window highlighting the 'Apply' button. A blue arrow points to the 'Tap here to enter Signature of Proposed Insured' link. A circular callout on the right side of the screen provides additional instructions for the Applicant Confirmation step.

Authorization

General Information Quote Apply

Electronic Transactions, Electronic Signatures, Policy Fulfillment and Communications

This Application may be completed by electronic device or telephonic means. I acknowledge the Company or its agent has verified my identity in accordance with any applicable federal or state law and that if this Application is completed by electronic means, I have provided my consent and authorization to complete an electronic transaction to apply for this coverage. My electronic signature is legally binding, and has the same effect as if I had physically signed this Application. If this Application is completed by telephonic means, I authorize the Company or its agent to accept my voice signature response as having the same effect as if I had physically signed this Application. I agree that I may receive my Policy and other Company communications electronically. I also acknowledge receipt of the Electronic Delivery and Communications Disclosure, which describes the requirements for Electronic Policy Fulfillment and Communications, as well as my right to opt-out of Electronic Policy Fulfillment and Communications and receive a paper copy of my Policy free of charge.

Fraud Notice: Any person who knowingly and with intent to defraud an insurance company or other person files an application for insurance containing any materially false information or conceals, for the purpose of misleading, any information or fact material thereto commits a fraudulent act, which is a crime and may be reported as such to the appropriate governmental authorities.

Applicant Confirmation
GTL requires either the Applicant's real signature or a voice verification via telephone. Please select between the below signature options and follow the prompts.

☐ Voice Verification or Text-to-Sign

[Tap here to enter Signature of Proposed Insured](#)

Signed at City and State 01/10/2024

Agent's/Producer's Statement
I certify that I have accurately recorded the information supplied by the Applicant(s). I have not provided any additional information which may have a bearing on the insurability of anyone proposed for this application and any supplement to it. I have advised the applicant(s) not to withhold any information from this application and its questions. I have advised the applicant(s) to review the application for accuracy and that no coverage is in effect until they are notified in writing by Guaranty Insurance Company.

Applicant Confirmation
GTL requires either the Applicant's real signature or a voice verification via telephone. Please select between the below signature options and follow the prompts.

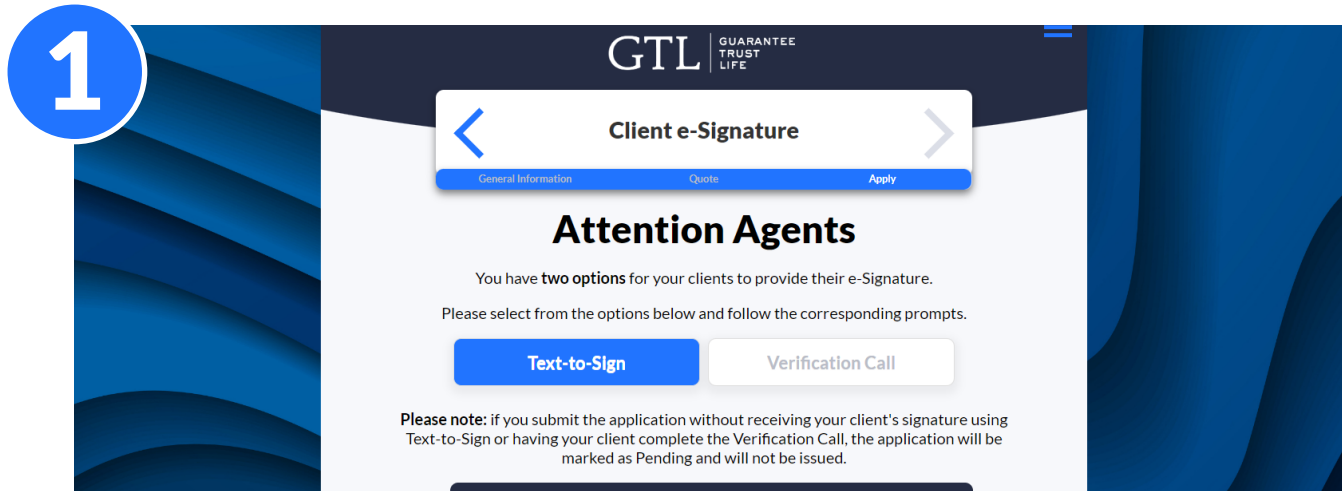
☐ Voice Verification or Text-to-Sign

[Tap here to enter Signature of Proposed Insured](#)

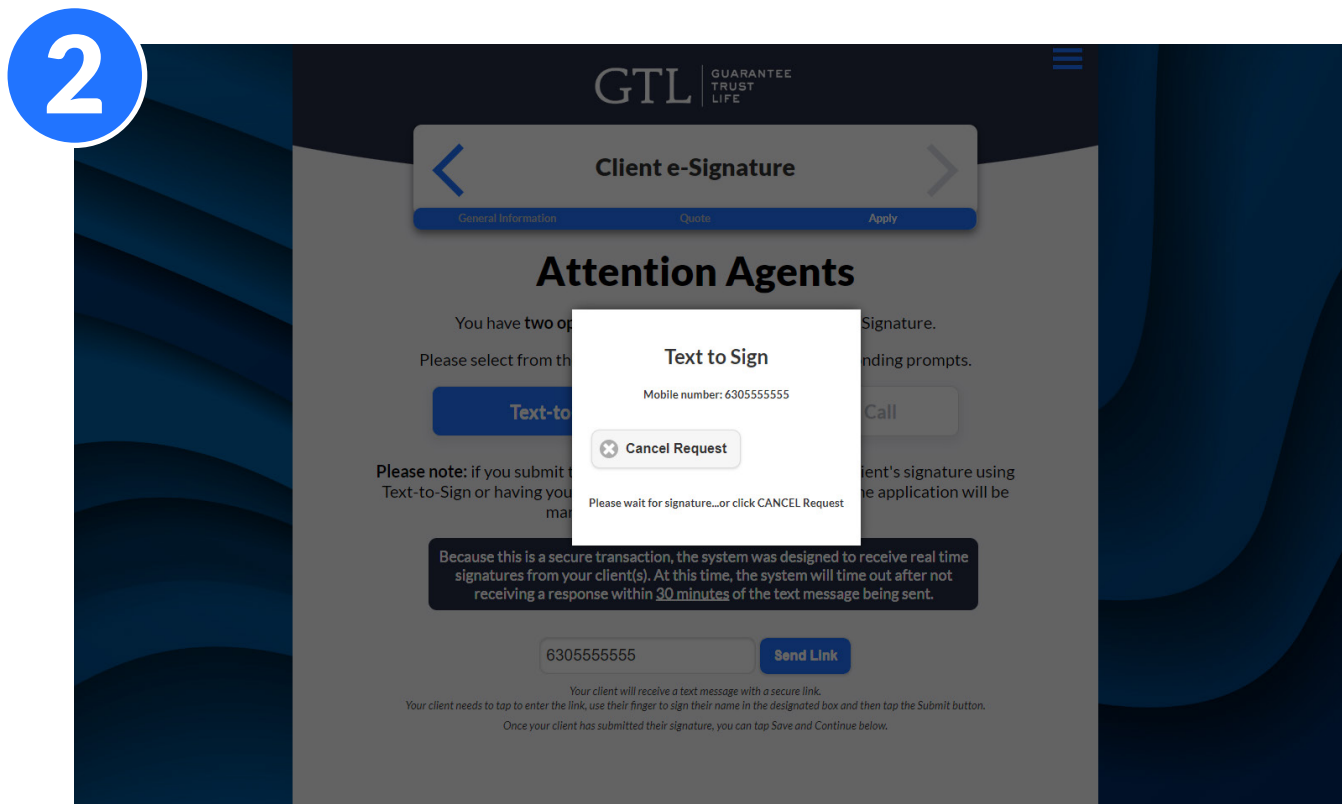
Signed at City and State

Agent's/Producer's Statement
I have accurately recorded the information supplied by the Applicant(s). I have not provided any additional information which may have a bearing on the insurability of anyone proposed for this application and any supplement to it. I have advised the applicant(s) not to withhold any information from this application and its questions. I have advised the applicant(s) to review the application for accuracy and that no coverage is in effect until they are notified in writing by Guaranty Insurance Company.

GTL'S TEXT-TO-SIGN

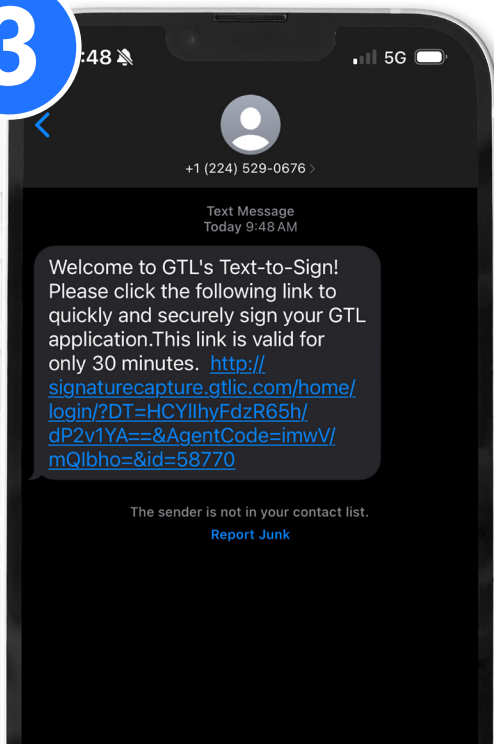


When you reach the Client e-Signature page, you will have two options.



Select Text-to-Sign and enter your client's cell phone number and click "Send Link" button.

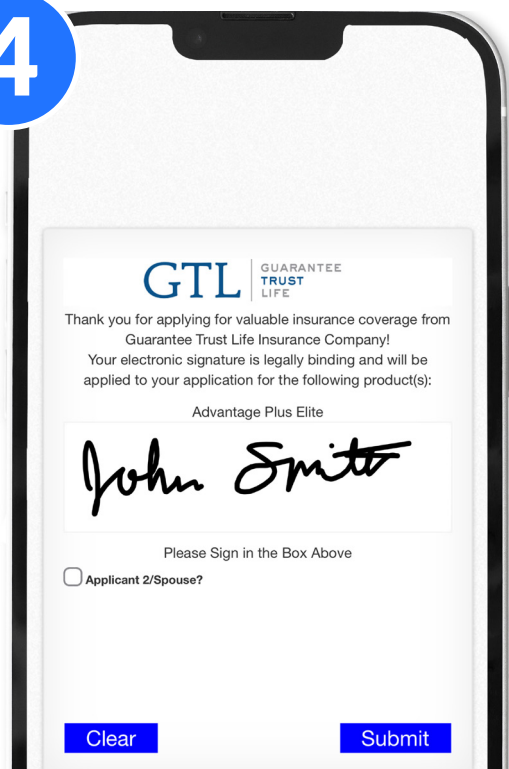
3



Your client will receive a text message with a secure link to sign their application.

Please note: Because Text-to-Sign was built to work in real-time, the link will be valid for 30 minutes and must be completed to continue the application.

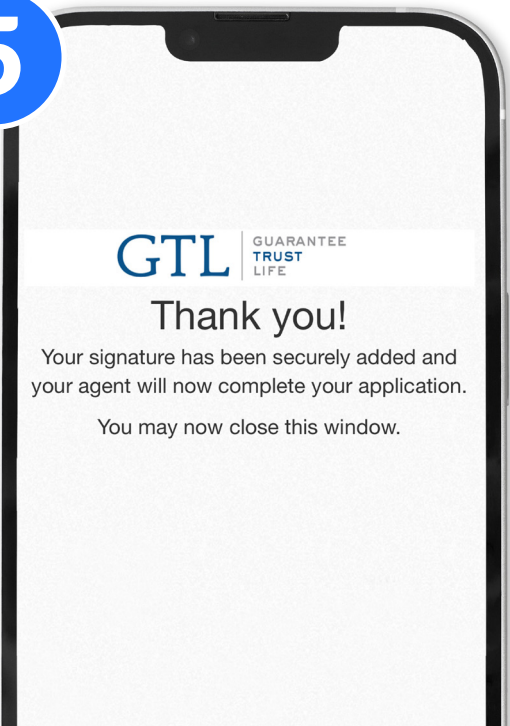
4



Your client will sign inside the window* and then tap Submit. A second signature (for Applicant 2) can be added by checking the bottom box.

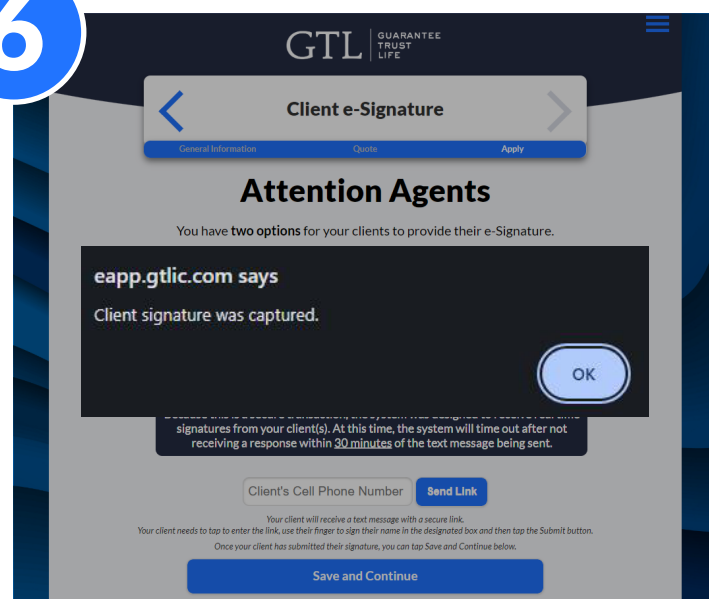
NOTE: Your client must sign their full legal name or else Underwriting will require they complete a voice verification. You may need to turn the phone sideways to allow more field space for the full signature. Initials, dots, scribbles or lines are not acceptable.

5



Your client will receive a thank you message and can now close the window.

6



You will receive a message that the signature was captured. You can now continue with completing the application.

GTL's Automated **VERIFICATION SYSTEM**

Your client(s) must complete a quick verification call **ONLY IF**: They are not present to sign the application, or are unable to use the text-to-sign or digital signature feature.

ONLY THE INSURED(S) CAN COMPLETE THE VERIFICATION CALL — NOT THE AGENT, POWER OF ATTORNEY, OR ANYONE ELSE OTHER THAN THE INSURED

PLEASE CALL
866-839-5132

If at any time you want a question repeated, please press the # sign.

1. Please say your full name: _____

2. Please say or enter the last 4 digits of your social security number: _____

*"You entered **** – if this is correct, say YES or press 1, if not, say NO or press 2"*

3. Please say your date of birth, for example: January 1, 1990: _____

"You said January 1st 1990, if this is correct, say YES or press 1, if not, say NO or press 2."

4. Is there a second applicant on the application, please say their name: _____

"If not, say NO or press 2."

5. Please say the name of the product for which you are applying (circle below):

- a. Hospital Indemnity Coverage
- b. Cancer Coverage
- c. Critical Illness Coverage
- d. Short-Term Care Coverage

"Sounds like you said..... if this is correct, say YES or press 1, if not, say NO or press 2."

6. If you are you applying for an additional product, please say YES or press 1, if not, say NO or press 2.

Please say the name of the product for which you are applying:

- Hospital Indemnity Coverage
- Cancer Coverage
- Critical Illness Coverage
- Short-Term Care Coverage

"Sounds like you said..... if this is correct, say YES or press 1, if not, say NO or press 2."

7. Please say the name of your Agent: _____

8. Do you confirm all questions are answered truthfully on your application?: _____

9. Do you understand you are making regular premium payments to maintain coverage?: _____

**Your voice verification is now complete, thank you again for applying for coverage
offered by Guarantee Trust Life Insurance Company!**

HELPFUL TIPS

Voice Verification Calls

- Make copies of this Voice Verification Guide for your clients and fill in each answer prior to them making the phone call so the answers are right there for them
- Circle the product(s) they are applying for, make sure they only list one product at a time when prompted, they will have an opportunity to list any others later in the call
- Have them respond only once to a given question and have them wait patiently for the next question
- Ask them not to speak over the recorded prompts
 - If they remain quiet the next question will follow
 - If they don't understand a question, they can press the # sign and the question will be repeated
- Keep background noise to a minimum during the recording (no paper shuffling, whispered prompts, etc.) and have them speak clearly, not too quickly or too slowly

FAQS

Why do applicants have to complete a verification call?

The verification call is only necessary if your client is not present to sign, or is not able to use the text-to-sign or digital signature option on our e-applications. If they are able to digitally sign their full, legal signature or hand write it on our paper applications, a verification call is NOT required.

How long does the average verification call take to complete?

3 minutes.

What number do applicants call to complete the verification call?

The toll-free phone number is (866) 839-5132.

Is the call toll-free?

Yes.

What hours is the verification system available?

GTL's automated verification system is available 24/7.

Who has to complete the verification call?

Any adult applicant(s) listed on the application for coverage. If a spouse applies for coverage on the same application, one verification call may be completed to confirm both applicants' information. Only the applicant(s) can complete the verification call – NOT the agent or anyone else present.

Do children need to complete the verification call?

No. Children applying for coverage via a child policy or child rider do not need to complete a verification call.

Does the applicant have to complete a separate verification call for each product applied for?

No. If the applicant(s) is applying for more than one GTL product at the same time, only one verification call need be completed. The applicant may verbally state all product names/types being applied for.

What if my applicant refuses to complete the verification call?

Use our e-app on a device that allows a finger signature, try our digital signature option on our e-app via pc or laptop, or submit a paper application with the client(s) written legal signature.

Who do I call if my applicant has a problem completing the verification call?

Contact the GTL Sales Support Department at (800) 323-6907 during normal business hours. (Monday through Thursday 7AM to 5PM or Friday 8AM to 12PM Central Time).

Can I submit the application before my applicants complete the verification call?

Yes. Keep in mind, however, that GTL will not begin underwriting the application until the verification call has been completed and received.

For additional information regarding the sales verification call process, please contact:

The GTL Sales Support Department at (800) 323-6907 during normal business hours.
Monday through Thursday 7AM to 5PM | Friday 8AM to 12PM Central Time